

Public

Bathroom accessories for public spaces

Roca



Public

Bathroom accessories for public spaces

Public is the new range of accessories specially designed to be used in both semi-public and public spaces such as restaurants, shopping malls, airports, hotels and hospitals.

Some key features of this collection includes safety of use, functionality and high resistance to use in the target spaces. The **Touchless** version of these products is equipped with infrared sensors that help reduce the risk of virus transmission. These products with sensor also have the advantages that they help to increase energy efficiency and can be easily installed in new or renovated buildings.

The products are manufactured with high quality materials that are adequate for intensive use. **Public** also has a minimalistic and timeless design that makes is suitable for any time of space.





Main benefits

TOUCHLESS SENSOR

Infrared sensors are integrated in the dispensers and hand dryers for a touchless operation. These sensors are activated by the movement of the hand to offer increase safety of use and reduction of energy consumption.



Optimum
functionality

LOCKING MECHANISM

Locking mechanism that prevents users from coming into contact with the content of the container and also makes it easy to refill them.



Content
protection

SOFT EDGES


Designed with soft corners for enhanced safety in the bathroom space.



Safety
for users

CONTENT VIEWER

Viewer to easily see container levels and determine if a refill is required.



Easy
to maintain.

VANDAL-PROOF

Designed with anti-theft elements to prevent the content of the containers from being easily extracted.



Safety
for premises

Wash basin area

Thanks to their minimalistic and modern design, **Public** accessories for the basin area are ideal for any public bathroom space and can also contribute to a responsible use of resources.



Public touchless accessories



Loft-E faucets - Modo basins - Public touchless soap dispenser



Public pedal operated waste bin

WC area

Designed to provide enhanced hygiene in high transit spaces, **Public** accessories for the WC area help simplify grooming routines of users. The design of these products also aid in the cleaning and maintenance of the facilities.



The Gap WC - EPI operating plate - Public accessories





Soap and hand sanitizer dispensers

MOTION SENSOR

The (infrared) sensors are automatically activated when motion is detected near the base of the product.



SOFT EDGES

Designed with soft corners for enhanced safety in the bathroom space.



LOCKING MECHANISM

Locking mechanism that prevents users from coming into contact with the content of the container and also makes it easy to refill them.




MANUAL PUSH BUTTON

Manually operated soap dispenser with push button.

CONTENT VIEWER

Viewer to easily see container levels and determine if a refill is required.



MANUAL LEVER

Manually operated soap dispenser with lever.

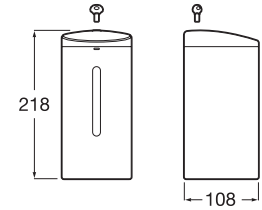


SOAP OR HAND SANITIZER DISPENSER WITH SENSOR

Soap or hand sanitizer dispenser with sensor

A818011000 0.7 liters 

Features	
Installation	Wall-mounted
Material	AISI 304 stainless steel
Capacity	0.7 liters
Sensor activation distance	5-9 cm
Automatic shutoff	3 seconds
Low battery warning	Yes
Product amount per use	0.5-2.5 ml (adjustable)
Battery life	40,000 uses

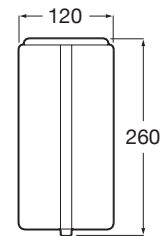
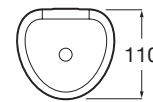


SOAP OR HAND SANITIZER DISPENSER WITH SENSOR

Soap or hand sanitizer dispenser with sensor

A818012009 0.85 liters 

Features	
Installation	Wall-mounted
Material	ABS
Color	White
Capacity	0.85 liters
Sensor activation distance	5-9 cm
Automatic shutoff	3 seconds
Low battery warning	Yes
Product amount per use	0.5-2.5 ml (adjustable)
Battery life	35,000 uses



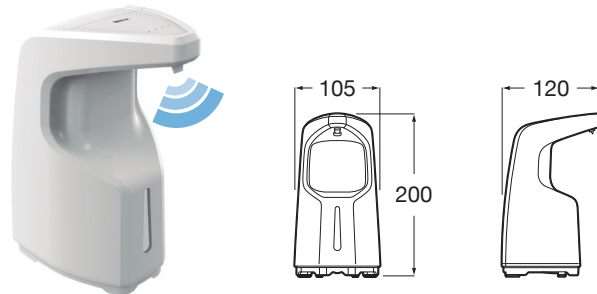
SOAP OR HAND SANITIZER DISPENSER WITH SENSOR

Soap or hand sanitizer dispenser with sensor

A818019009 0.45 liters 

Features	
Installation	Countertop
Material	ABS
Capacity	0.45 liters
Color	White

Operated with 4 1.5 V
LR6 (AA) batteries



HYGIENE STATION EXTENDIBLE BASE FOR SOAP OR HAND SANITIZER DISPENSER

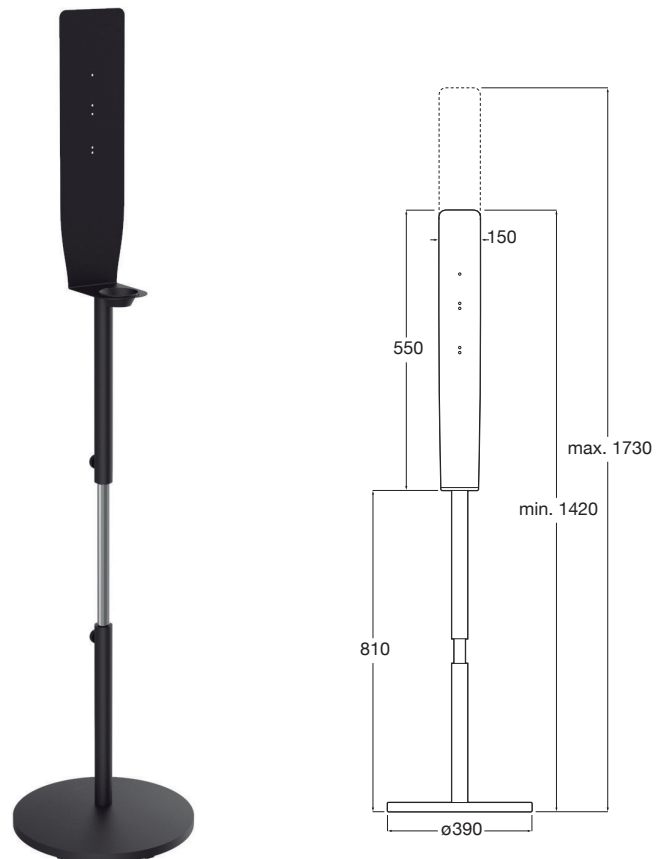
Extendible stand for soap or hand sanitizer dispenser

A818015000 

Features	
Height	Min. 1420 mm Max. 1730 mm
Material	Metal and plastic
Color	Black

Compatible with **Public** dispensers
(not included)

A818011000 **A818012009**



SOAP DISPENSER WITH LEVER

Soap dispenser with lever

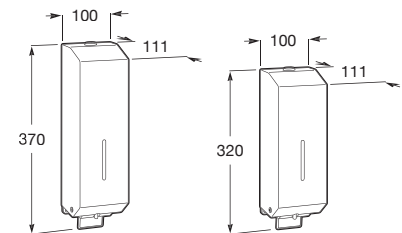
A817403002 1.5 liters. Satin finish

A817403001 1.5 liters. Bright finish

A817402002 1.2 liters. Satin finish

A817402001 1.2 liters. Bright finish

Features	
Finish	Satin/Bright
Capacity	1.2 liters and 1.5 liters
Soap type	Liquid soap, without microparticles
Dispensed amount	1.025 liters - 1.045 liters
Lever material	Plastic
Inner tank material	Plastic
Front window material	Clear plastic
Key	Included
Vandal-proof	Yes



SOAP DISPENSER WITH PUSH BUTTON

Soap dispenser with push button

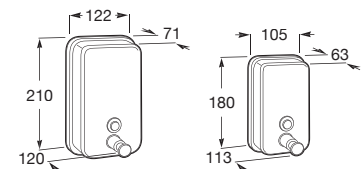
A817405002 1.25 liters. Satin finish

A817405001 1.25 liters. Bright finish

A817404002 0.8 liters. Satin finish

A817404001 0.8 liters. Bright finish

Features	
Finish	Satin/Bright
Capacity	0.8 liters and 1.25 liters
Soap type	Liquid soap, without microparticles
Dispensed amount	Between 0.8 and 1.25 liters
Lever material	Chrome Zamak
Inner tank material	Plastic
Front window material	Polycarbonate
Key	Included
Vandal-proof	Yes



Hand **dryers**

MOTION SENSOR

Automatic activation when detecting motion under the air nozzle.



PUSH BUTTON WITH TIMER

The drying cycle is limited in order to prevent any and unnecessary energy use.



360° NOZZLE

Nozzle with a 360 degree rotation for easy use.

HIGH-SPEED HAND DRYER WITH SENSOR

High-speed hand dryer with sensor.

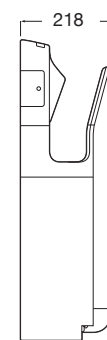
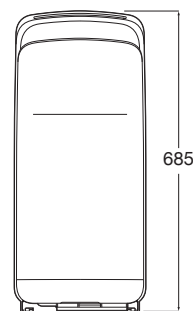
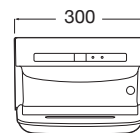
HEPA antibacterial filter (removes 99.7% of bacteria)

A817419001 

Features	
Installation	Wall-mounted
Material	ABS
Color	White
Air speed	90 m/s (adjustable)
Motor	700 W
Power	2,000 W
Motor type	DC Brushless
Frequency	50 Hz / 60Hz
Standby power	<21 W
Air volume	59 l/s
Sound power	73 dBa
Voltage	220-240 V
Hot air temperature	20-40 °C (adjustable)
Automatic shutoff	2-3 seconds
LED	Blue
Drying time	7-10 seconds
Safety shutoff	25 seconds
Capacity	Removable 1000 ml tank



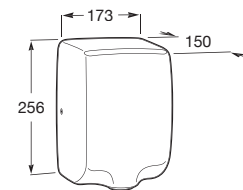
Operated with connection to central electrical system.
(230 V).



HAND DRYER WITH SENSOR

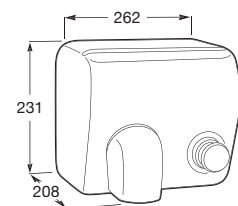
Hand dryer with sensor
A817401002 Satin finish
A817401001 Bright finish

Features	
Finish	Satin/Bright
Power	1,350 W
Motor	25,000 RPM
Voltage	230 V
Frequency	50 Hz
Air temperature	40 °C
Air speed	360 km/h
Air flow	130 m ³ /h
Sensor range	5-15 cm
Drying time	10-12 seconds
Automatic shutoff	2-3 seconds
Noise level	70 dB
LED Blue	Yes
Vandal-proof	Yes

**HAND DRYER WITH NOZZLE**

Hand dryer with nozzle
A817400002 Satin finish
A817400001 Bright finish


Features	
Finish	Satin/Bright
Power	2,300 W
Motor	6,500 RPM
Voltage	230 V
Frequency	50 Hz
Air temperature	50 °C
Air speed	93.6 km/h
Air flow	270 m ³ /h
Nozzle rotation	360°
Drying time	15-20 seconds
Automatic shutoff	30 seconds
Noise level	70 dB
Vandal-proof	Yes



Paper towel dispensers

CONTENT VIEWER

Integrated window to monitor paper level and optimize maintenance.



LOCKING MECHANISM

Locking mechanism that prevents users from coming into contact with the content of the container and also makes it easy to refill them.



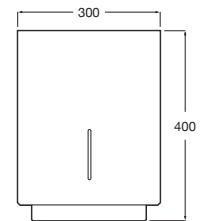
AUTOMATIC PAPER TOWEL DISPENSER WITH SENSOR

Automatic paper towel dispenser with sensor

A818017001 ø 210 mm 

Features

Installation	Wall-mounted
Material	AISI 304 stainless steel
Paper roll size	ø210 mm
Paper type	Perforated
Paper length	20-30-40 cm (adjustable)

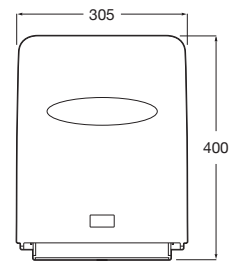


AUTOMATIC PAPER TOWEL DISPENSER WITH SENSOR

Automatic paper towel dispenser with sensor

A818018009 ø210 mm 

Features	
Installation	Wall-mounted
Material	ABS
Paper roll size	ø210 mm
Paper type	Perforated
Paper length	20-30-38 cm (adjustable)



PAPER TOWEL DISPENSER

Paper towel dispenser

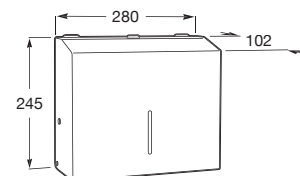
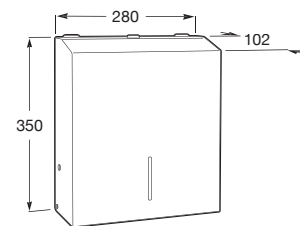
A817411002 400-600 units. Satin finish

A817411001 400-600 units. Bright finish

A817410002 200 units. Satin finish

A817410001 200 units. Bright finish

Features	
Finish	Satin/Bright
Towel capacity	200 and 400-600 uds
Front window	Yes
Vandal-proof	Yes
Key	Included



TOILET PAPER DISPENSER

Toilet paper dispenser

A817409002 3 rolls. Satin finish

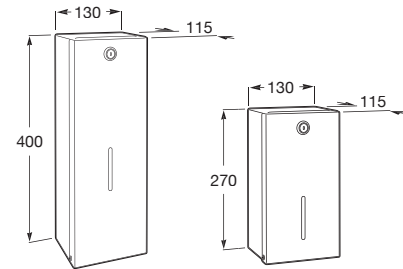
A817409001 3 rolls. Bright finish

A817408002 2 rolls. Satin finish

A817408001 2 rolls. Bright finish

Features

Finish	Satin/Bright
Capacity	2 and 3 rolls
Roll replacement system	Automatic drop
Front/side window	Yes
Vandal-proof	Yes
Key	Included



INDUSTRIAL TOILET PAPER DISPENSER

Industrial toilet paper dispenser

A817407002 ø 310 mm. Satin finish

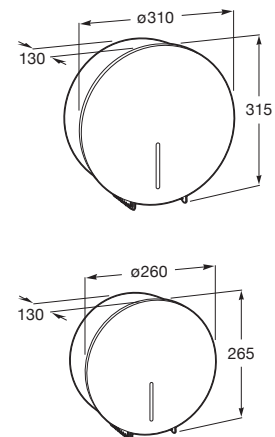
A817407001 ø 310 mm. Bright finish

A817406002 ø 260 mm. Satin finish


A817406001 ø 260 mm. Bright finish

Features

Finish	Satin/Bright
Capacity	ø260 and ø310 mm
Front window	Yes
Vandal-proof	Yes
Key	Included



Waste bins



SOFT EDGES

Designed with soft corners for enhanced safety in the bathroom space.

HINGED LID

Practical hinged opening and closing system.

HIGH CAPACITY

Models with larger dimensions for intensive use in public bathroom spaces.

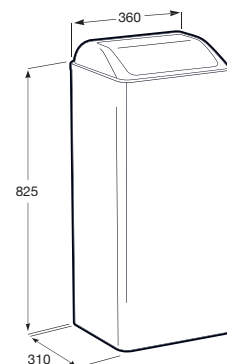

WASTE BIN WITH LID

Waste bin with lid

A817412002 80 liters. Satin finish

A817412001 80 liters. Bright finish

Features	
Finish	Satin/Bright
Capacity	80 liters
Self-closing lid	Yes
Inner bag fastening system	Yes
Inside material	Stainless steel
Anti-humidity system in base	Yes

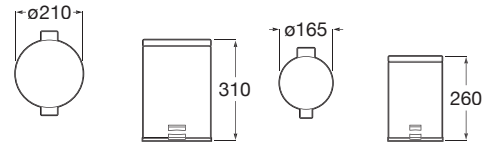


WASTE BIN WITH PEDAL OPERATED LID

Waste bin with lid

A817413002 3 liters. Satin finish

A817414002 5 liters. Satin finish



WASTE BIN WITHOUT LID

Waste bin without lid

A817415002 6 liters. Satin finish

